

August:

- *Friendship Day Celebration.
- Exchange Friendship Band.(Nursery & L.K.G)
- Bring material for making band (U.K.G)
- *Teej Celebration.
- Performance on various activities (Nursery to U.K.G)
(Dance Gidda Bhangra)
- *Independence Celebration.
- Dance on Patriotic Song (Nursery)
- Mike Activity
- Dress up like Patriotic Song with Slogan. (Nursery)
- Raksha Bandhan Celebration.
- Rakhi and Card Making for Soldiers (Nursery to UKG)

September:

- Nursery to UKG.
- Outdoor Games.
- Running Around (Nursery)
- Balancing (LKG)
- Hula Hop Race (UKG)
- *Calligraphy.
- *Mike activity on Teacher's Day.

October:

- Nursery to UKG.
- *Fireless Cooking.
- Monaco Bites with Salad (Nursery)
- Sandwich (LKG)
- Sprout Salad (UKG)
- *World Mental Health Day.
- Importance of Hand Wash (Nursery to UKG)
- *Exhibition of different subjects.
- *Skip Counting (Nursery)

November:

- Nursery to UKG.
- *Diwali Celebration.
- Craft Diyas. (Nursery)
- Craft Candles.

BALVATIKA-1**Session: 2024-25**

The current curriculum has been prepared according to the rules and regulations laid down by C.B.S.E board. The main focus is on the overall development of the child. A child should be fulfilled and excited to learn new things, so that the self esteem and confidence should also develop as the.

Activity:

Love understanding support and encouragement make education interesting and adventures for children the joyous journey not only develop their intelligential capabilities but will also help them to become successful human beings.

Every Saturday will be an activity day in order to help the children develop their self confidence.

It will be compulsory for every student to speak on the Mike. Parents are required to help the child to prepare the given topics for the Mike activity.

P.S. Activities and celebrations for the 2024-25 are mentioned along with the syllabus.

Assessment techniques:

There are three tests on nursery our progressive assessment techniques have adopted and system to encourage every child to perform

1. Evaluation will be held in the month of September (Test-1) December (Test-2) and March (Test-3)
2. The child will be assessed on the basis of the oral tests on the month of May.
3. If any child is absent in any oral test he/she will be given average marks on the basis of verified Medical certificate.
4. The grades of general assessment will be based on following points:
 - a) Neatness of school uniform, books, notebook and handwriting.
 - b) General behaviour of the child in the class includes discipline, attentiveness in class respect for teacher and elders and care of school property.

General instructions:

1. Every Friday will be on activity day in order to help the children develop their self respect.
2. Activities and celebration for session 2024-25 are mentioned along with the syllabus.
3. It will be compulsory for every student to speak on the mike. Parents are required to help the children to prepare the given topics for the mike activity.
4. Assignment sheets should be arranged number wise for month evolution in a folder.
5. Please send the tiffin according to the menu mentioned in the syllabus and diary to include good health in your child.
6. We will need your help and support at every step to help the child to gain knowledge of concept of spoken and written expression.

List of books for Nursery (2024-25)

Subject:	Title of the books:	Publishers:
1. English Alphabet Book.	Swa-Adhyayan	Forever books Pvt Ltd.
2. English work book.	Alphabets writing capital.	Path finder Publishing House
3. English activity book	English Activity for Generation Book (A)	Sapphire Publishers
4. G.K	Swa-Adhyayan	Forever books Pvt Ltd.
5. Maths work book.	Swa-Adhyayan	Forever books Pvt Ltd.
6. Pattern work book.	Fun with Pattern-A	
7. Art book.	Swa-Adhyayan	Forever books Pvt Ltd.

ACTIVITIES**April:**

- Nursery to U.K.G
- *Welcome Party (Nursery)
 - *Baisakhi Celebration.
 - Come in Punjabi attire.
 - Punjabi Attire & Perform Bhangra + Gidda (L.K.G + U.K.G)
 - *World Health Day.
 - Healthy Food in Tiffin.
 - Mike activity on Healthy Food (L.K.G)
 - Earth Day
 - Kids will come in Green Attire (Nursery)
 - Craft activity on Earth Day. (L.K.G)
 - Thumb printing (U.K.G)

May:

- Nursery to U.K.G
- *Labour Day Celebration.
 - Fancy Dress Costume (Nursery)
 - Fancy Dress Costume and Mike.
 - Activity (L.K.G)
 - *Mothers Day Celebration.
 - *English Calligraphy (L.K.G & U.K.G)
 - *Hand Imprint Activity (Nursery)

July:

- Nursery to U.K.G
- *Story Day
 - Punjabi Story Telling (Nursery)
 - Hindi Story Telling (L.K.G)
 - English Story Telling (U.K.G)
 - *International Doctor's Day.
 - Doctors Costume (Nursery)
 - Mike activity on Doctor Community Helper (L.K.G)
 - Unique Fancy Dress Competition (U.K.G)
 - *Kargil Divas Celebration.
 - Solider Dress (Nursery)
 - Recite a Poem (L.K.G + U.K.G)

English written:

1. Pattern writing I, T, H, E, F
2. Match picture with alphabets.
3. Dictation.
4. Fill-ups.

Mathematics: Oral counting- 1-20.

Recognition: 1-20.

Maths written:

1. Matching shapes.
2. Pattern writing 1,7,4,5
3. Count and match.
4. Match with correct numbers.
5. Dictation.

Hindi Rhyme:

आम रसीला
देखो कितना आम रसीला,
छिलका इसका पीला पीला
लगता कितना ताज़ा है,
आम फलों का राजा है।

Story-Hindi Story :

भूखी लोमड़ी
एक लोमड़ी भूखी प्यासी चली दूढ़ने खाना
उसने देखा लटक रहे थे बड़े बड़े अंगूर
उछल उछल कर लगी पकड़ने हो गई थक कर चूर
जाते जाते वह बोली कितने खट्टे अंगूर

General Knowledge: 1. My clothes 2. Food

Conversation:

Q-1 Whom do you love?

Ans-1 Parents, Teacher and friends.

Q-2 Who looks after you?

Ans-2 Parents.

Q-3 Who cooks for you?

Ans-3 My mother.

Q-4 Who earns money for the family?

Ans-4 My father.

Art and craft: Draw and colour lollipop.



Shapes and colour: Shapes

Colour-Yellow and blue.

Divinity: Mool Mantra.

-Paper Diyas and Candles (UKG)

*Children Day Celebration.

-Watch a Movie (Nursery to UKG)

*Reading Books (Nursery to UKG)

December:

Nursery to UKG.

Safar-E-Shahadat week.

-Visit to Gurudwara.

January:

Nursery to UKG.

*Lohri Celebration.

*Republic Day.

-Make Tricolour Tulips (Nursery)

-Make National Flag with Ice Cream Sticks (LKG)

-Make a Tricolour Pzadge (UKG)

*National Bird day celebration (5th January)

-Mike activity on Our National Bird (Nursery)

-Make bird with paper cutting & speak few lines
on it (LKG+UKG)

*Show + Tell.

*Talent Hunt.

February:

Nursery to UKG.

*Basant Panchmi (Nursery to UKG)

-Come in Yellow Attire.

-Bring Yellow Dish.

-Bring Kites and Balloons of Yellow Colours.

*Mike activity

PERIODIC TEST-1

APRIL:

English:

English reading:

Alphabets A,B,C,D will be introduced with the help of book,
Black board with phonic sounds.

Recognition:

Alphabets A,B,C,D from book with phonic sound.

English Rhymes:

Mama darling Papa darling,
I love you, I love you,
See your baby dancing,
Just for you, Just for you,
See your baby smiling,
Just for you, Just for you.

Maths:

Number work:

Concept of $0 + 1$ will be introduced.

Counting- 1-10

Recognition number: 1-10

Maths written: Standing line |

Sleeping line —

Slanting line / \

Curves (,)

Hindi rhymes:

हे भगवान!
हे भगवान, हे भगवान।
हम सब तेरी है संतान
ईश्वर हमको दो वरदान,
पढलिखकर हम बने महान।

Paragraph: My self.

I am a boy/Girl

My name is _____

I am three years old

I study in nursery class

The name of my school is

Guru Nanak International Public School.

Conversation:

Q-1 Who are you?

Ans-1 I am a boy/girl.

Q-2 What is your name?

Ans-2 My name is _____

Q-3 What is the name of your school?

Ans-3 The name of my school is Guru Nanak International
Public School.

Q-4 What is the name of your class teacher?

Ans-4 Mrs. Jaswinder Kaur.

Q-5 In which class do you study?

Ans-5 I study in Nursery class.

General knowledge:

1. My self.

2. My body part.

Divinity: 1. Mool Mantra.

Shapes & Colour:

Shapes- circle. ○

Colour- Red and green.

Art and craft: Draw and Colour-Circle ○

MAY:

English:

English reading:

Alphabets E, F, G and H will be introduced with the help of
book and black board with phonic sounds

Recognition: Alphabets E, F, G and H.

English Rhymes:

Little red cap

My cap is red

It fits me well

And on the head

There is a bell

Tinkle, Tinkle Ting

Tinkle, Tinkle Ting

Punjabi Rhymes: ਵੈਰੀ ਗੁੱਡ

ਸਿੰਮੀ ਪਾਈ ਨਵੀਂ ਫ਼ਰਾਕ।

ਟਿੰਮੀ ਨੂੰ ਉਸ ਮਾਰੀ ਹਾਕ।

ਸੁਣ ਕੇ ਟਿੰਮੀ ਆਈ ਉੱਡ।

ਆ ਕੇ ਬੋਲੀ, “ਵੈਰੀ ਗੁੱਡ”।

English rhymes:

Tea pot

I am a little tea pot
short and stout,
this is my handle
and this is my spout
when the waters boiling,
hear me shout,
Just lift me up
and pour me out.

Maths:

Counting- 1-30

Recognition- 1-30

Written:

1. Serial counting.
2. Fill in the missing nos.
3. Count and write.
4. Count and match.
5. Dictation.
6. Circle the same numbers.

Hindi rhymes: गाय

इयासा गाय खड़ी उदास,
क्यों नहीं खाती दाना-घास?
कहती दूध ना दूँगी गाय,
जो बच्चे साँगेंगे चाय।

Punjabi rhymes:

ਡੱਡੂ ਦੇ ਲੱਡੂ

ਬੈਲੀ ਦੇ ਵਿੱਚ ਪਾ ਕੇ ਲੱਡੂ
ਸਹੁਰੇ-ਘਰ ਨੂੰ ਟੁਰਿਆ ਡੱਡੂ
ਰੁਕਿਆ ਵੇਖ ਕੇ ਠੰਢੀ ਛਾਂ
ਬੈਲੀ ਖੋਹ ਕੇ ਲੈ ਗਿਆ ਕਾਂ।

General Knowledge:

1. Means of transport.
2. Festivals.
3. National Festivals.
4. Seasons.

JULY AND AUGUST:

English:

English reading: Alphabets I, J, K, L will be introduced with the help of Book and Black board with phonic sounds.

Recognition: I, J, K, L

English Rhymes:

1. Numbers.

One for success, Two for joy.
Three for a girl, Four for a boy
Five for silver, Six for gold.
Seven for a Secret, Never to be told.

2. Good Night.

Good night, Sleep light
Wake up bright, In the morning light,
To do what's right, with all your night.

English written:

1. Alphabet writing with phonic sound.
2. Fill the missing alphabets.
3. Circle the same alphabets.
4. Dictation.
5. Circle the correct alphabet.
6. Write the first alphabet of the picture.

Maths:

Counting 1-30

Recognition 1-30

Written:

1. Serial counting.
2. Dictation.
3. Count and match.
4. Count and write.
5. Fill ups.
6. Circle the same numbers.

Punjabi rhymes:

ਤਾਰੇ

ਕੁਝ ਛੋਟੇ, ਕੁਝ ਵੱਡੇ ਤਾਰੇ।
ਅੰਬਰ ਉੱਤੇ ਰੱਬ ਖਿਲਾਰੇ।
ਰਾਤ ਪਵੇ ਤਾਂ ਟਿਮ-ਟਿਮਾਂਦੇ।
ਦਿਨ ਚੜ੍ਹੇ ਤਾਂ ਲੁੱਕ-ਛਿਪ ਜਾਂਦੇ।

Hindi Rhymes:

भूखी बिल्ली
बिल में बैठा चूहा,
अन्दर कैसे जाऊं
म्याऊं म्याऊं म्याऊं
कैसे भूख मिटाऊं

भूरा भालू
भूरा भालू झबरे बाल,
मस्ती भरी निराली चाल।
देखो डाल गले में आया,
धारीवाला लाल रूमाल।

Story: The fox and The Grapes.

Once there was a fox He was very hungry. He saw Bunch of grapes hanging from a vine. He wanted the grapes so he jumped again and again. But he could not get the grapes He said the grapes are sour and walked away.

General Knowledge:

July:

1. Family.
2. Things in my school bag.
3. Rooms in my school.

August:

1. Rooms in my house.
2. People at my schools.
3. People in my neighbourhood.

Conversation:

July:

- Q-1 How many hands do you have?
Ans-1 Two hands.
- Q-2 How many fingers do you have?
Ans-2 Eight fingers and 2 thumbs.
- Q-3 How do you see?
Ans -3 I see with the eyes.
- Q-4 How do you hear?
Ans-4 I hear with ears.
- Q-5 How do you smell?
Ans-5 I smell through nose.
- Q-6 How do you taste?
Ans-6 I taste with tongue.

August:

- Q-1 What is the name of your school?
Ans-1 The name of my school is Guru Nanak International Public School.

Q-2 Where is your school situated?

Ans-2 It is in B.R.S Nagar.

Q-3 What is the colour of your school uniform?

Ans-3 Blue and White.

Q-4 What is the name of your Director?

Ans-4 Mrs. Kuldeep Kohli.

Q-5 What is the name of your Principal?

Ans-5 Mrs. Kamalvir Kaur.

Q-6 What is the name of Head Mistress?

Ans-6 Mrs Kiran Sharma.



Art and craft: Draw and colour smiley. 

Divinity:

1. Mool Mantra.
2. Name ten gurus.

Shapes and colours.

Shapes:

1. Triangle 
2. Rectangle 

Colour- Orange and Pink.

SEPTEMBER:

English reading and written- Revision.

Maths reading and written- Revision.

G.K- Revision

Conversation and story- Revision.

Divinity and drawing- Revision.

OCTOBER:

English:

English reading: Alphabets M, N, O, P will be introduced with the help of Book/BB with phonic sound.

Recognition: Alphabets A to P.

English written:

1. Pattern writing.
2. Fill the missing alphabets.
3. Dictation.
4. Circle the same alphabets.
5. Write the first letter of picture.
6. Circle the correct alphabets of the picture.

2. The clock
 Tick Tock, Tick Tock,
 Merrily sings the clock,
 Its time for work,
 Its time for play,
 So it sings throughout the day.
 Tick Tock, Tick Tock,
 Merrily sings the clock.

Maths:

Counting-1 -50.

Recognition- 1-50.

Written-

- Serial counting.
- Fill the missing nos.
- Count and write.
- Count and match.
- Dictation.

Hindi Rhymes:

प्यारा घर
 सुन्दर प्यारा मेरा घर,
 सबसे प्यारा मेरा घर,
 सदी-गर्मी-वर्षा से,
 कभी ना हारा मेरा घर।

दो शेर
 दो शेरों में हुई लड़ाई,
 समझाने को बकरी आई।
 शेरों ने झट छोड़ लड़ाई,
 आधी आधी बकरी खाई।

Punjabi Rhymes:

ਰੱਬ ਨੂੰ ਸੱਦਾ

ਰੱਬਾ! ਰੱਬਾ! ਆ ਜਾ ਬੱਲੇ।
 ਲੈ ਆ ਤਾਰੇ ਬੰਨ੍ਹ ਕੇ ਪੱਲੇ।
 ਨਿੱਕੇ-ਵੱਡੇ ਸਾਰੇ ਬਾਲ।
 ਖੇਡਾਂਗੇ ਅਸੀਂ ਤੇਰੇ ਨਾਲ।

ਚੂਹੇ ਦੀ ਆਕੜ

ਸ਼ਹਿਰੋਂ ਪੜ੍ਹ ਕੇ ਆਇਆ ਰੈਟ।
 ਪੈਰੀਂ ਬੂਟ ਤੇ ਸਿਰ 'ਤੇ ਹੈਟ।
 ਰੋਬੁ ਜਮਾਂਦਾ ਫੜ ਕੇ ਬੈਟ।
 ਨਿਕਲੀ ਫੁਕ ਜਾਂ ਵੇਖੀ ਕੈਟ।

General Knowledge:

1. Birds
2. Colours
3. Shapes
4. Toys
5. Our safety.

Conversation:

Q-1 Who teaches you?

Ans-1 Teacher.

Conversation:

Q-1 Which fruit do you like the most?

Ans-2 Mango.

Q-2 Which vegetable do you like the most?

Ans-2 Potato.

Q-3 Which fruit is called the king of the fruits?

Ans-3 Mango.

Q-4 Name some healthy food.

Ans-4 Fruits, Vegetable, Pulses and cereals.

Q-5 Name some summer fruits.

Ans-5 Mango, Melon, Watermelon.

Q-6 What we eat in summers?

Ans-6 Ice-cream.

Divinity:

1. Mool Mantra.

2. Name of First, Tenth and present guru.


3. Name of ten gurus.

Art and craft: Draw and colour:

Joker:



Sun:



Shapes and colour.: Shapes semicircle.



Hindi story: बंदर मामा

एक डाल पर बैठा बंदर भीग रहा था

पानी के अंदर, थर-थर कांप रहा था।

NOVEMBER:

English:

English reading: Alphabets Q, R, S, T will be introduced with the help of book and B. B. with phonic sound

Recognition- Alphabets A to T.

English Written:

1. Pattern writing.
2. Fill ups.
3. Dictation.
4. Circle the same alphabet.
5. Write first letter of the picture.
6. Circle the first letter of picture.

English rhymes:

Hop A Little.

Hop a little, jump a little,
One, two, three.
Run a little, Skip a little,
Tap, tap one knee.
Bend a little, stretch a little
Nod your head.
Yawn a little, Sleep a little
In your bed.

Maths:

Counting 1-40.

Recognition 1-40.

Written:

1. Serial counting.
2. Fill ups.
3. Dictations.
4. Count and write.
5. Count and match.
6. Circle the same no's.

Hindi rhymes: लाल रंग की कार
लाल रंग की मेरी कार,
दो सीटें पहिये चार,
बैठा जिसमें एक सवार,
हार्न बजायें सौ-सौ बार।

Punjabi rhymes:

ਖਾਓ ਤੇ ਮੌਜ ਉਡਾਓ

ਆਓ ਬੱਚਿਓ ਆਓ
ਜੋ ਜੀ ਚਾਹੇ, ਖਾਓ
ਖਾਣੇ ਨੇ ਵੰਨ ਸੁਵੰਨੇ
ਖਾਓ ਤੇ ਮੌਜ ਉਡਾਓ
ਫਲ ਅਤੇ ਮਠਿਆਈਆਂ
ਮੁਰੱਬੇ ਰਸ ਮਲਾਈਆਂ
ਸਭਨਾਂ ਨੂੰ ਰੱਖੋ ਢੱਕ ਕੇ
ਮੱਖੀਆਂ ਤੋਂ ਕਰੋ ਬਚਾਓ।

General Knowledge: 1. Fruits. 2. Vegetable.
3. Flowers. 4. Animals.

Conversation:

Q-1 Where do the bird fly?

Ans-1 In the sky.

Q-2 What does a parrot eat?

Ans-2 Chillies.

Q-3 Which is our national bird?

Ans-3 Peacock.

Q-4 Which is our national animal?

Ans-4 Tiger.

Q-5 What does the duck says?

Ans-5 Quack-Quack.


Q-6 What does a crow says?

Ans-6 Caw-Caw.

Divinity:

1. Mool Mantra.
2. Name the Ten Gurus.
3. Name of Sahibzadas.

Art and craft: Draw and colour



DECEMBER:

English reading and written- Revision.

Maths oral and written- Revision.

G.K- Revision

Conversation and story- Revision.

Divinity and drawing- Revision.

Periodic Test-3

JANUARY:

English:

English Reading: Alphabets U, V, W, X, Y, Z will be introduced with the help of book/B.B. with phonic sound

Recognition: Alphabets A-Z with phonic sounds.

English Rhymes:

1. Two little keys.
Heart, like doors.
Will open with ease,
Two very little keys,
Don't forget that two of these
Are "Thank You" and "Please".

Q-2 Who gives us medicine?

Ans-2 Doctor

Q-3 Who mends your shoes?

Ans-3 Cobbler.

Q-4 Who stitches our clothes?

Ans-4 Tailor.

Q-5 Who flies an Aeroplane?

Ans-5 Pilot.

Q-6 Who makes Furniture?

Ans-6 Carpenter.

Divinity:

1. Mool Mantra.

2. Name of ten gurus.

3. Name of 4 sahibzadas.

4. Name of first Guru, Tenth Guru and present Guru.

Art and craft: Draw and colour.

Hut



Kite



FEBRUARY:

English:

English Reading:

Revise all alphabets A-Z with phonic sounds.

Recognition: A-Z Alphabets.

English Rhymes:

My Mama

My mama is so sweet,

Like sugar and like honey

I sit on her lap,

Like a little bunny.

She gives me food

to fill my tummy,

It so yummy, yummy,

It so yummy, yummy.

2. Are you sleeping.

Are you sleeping? Are you Sleeping?

Brother John, Brother John!

Morning bells are ringing

Morning bells are ringing

Ding dong Ding, Ding Diong Ding.

Written:

1. Pattern Writing
2. Fill the missing alphabets
3. Circle the same alphabets
4. Write the first alphabet
5. Circle the first alphabet

Maths:

Counting: 1-50

Recognition: 1-50

Written:

1. Serial counting
2. Fill the missing no's.
3. Count & write
4. Count and match
5. Circle the same

Conversation:

Q-1 Which is the hottest month?

Ans-1 June.

Q-2 Which is the coldest month?

Ans-2 December.

Q-3 Name any 4 seasons?

Ans-3 Summer, Winter, Spring, Autumn.

Q-4 What do we use on a rainy day?

Ans-4 Umbrella and Raincoat.

Q-5 Name the parts of a computer?

Ans-5 Monitor, CPU, Printer, Floppy, Mouse.

General Knowledge:

1. Good habits.
2. Greetings.
3. Places to worship.

Art and craft: Draw and colour:

Hut



Kite



Divinity:

1. Mool Mantra.
2. Name of 10 gurus.
3. Name of Sahibzadas.
4. Name of 1st, 10th and present Guru.

Drawing: Draw and colour (Free hand)

1. Hut



2. Kite



MARCH:

Revision of all the subjects.

Final Evaluation (Periodic Test-3)